




All-in-one solution
DLA 300 (SC)
with breading unit

Automated breading and deep-frying


think process!



Shown here: DLA 300 SC with breading unit

Automate the breading and deep-frying of your products: Whether deep-frying vegetables, fish or meat – our continuous submerge fryers can be combined with a suitable breading unit.

In this example we show a DLA 300 SC – DLA's and DLA SC's with a width of 300 can be combined with a breading unit.



The products are transported into and through the continuous submerge fryer directly after breading.

TECHNICAL DATA DLA 300 SC

	DLA 300-1 SC	DLA 300-2 SC	DLA 300-3 SC
Length	2,264 mm	3,200 mm	3,940 mm
Width	670 mm		
Height	877 mm		
Weight (empty)	approx. 64 kg	approx. 110 kg	approx. 145 kg
Voltage	230 V/400 V /50 Hz		
Consumption / Connection	9.5 kW CEE 400 V 16 A	18.5 kW CEE 400 V 32 A	27.5 kW CEE 400 V 63 A
Double heating power	approx. 18 kW CEE 400 V 32 A	approx. 37 kW CEE 400 V 63 A	approx. 54 kW CEE 400 V 125 A
Filling quantity	max. 50 liters	max. 95 liters	max. 150 liters
Usable width	284 mm		
Frying distance in the oil	650 mm	1,370 mm	2,180 mm
Frying time	24 sec. ... 6 min.	1:12 sec. ... 9 min.	1:30 sec ... 12 min.
Product thickness	max. 5.5 cm		



Shown here: DLA 300 SC with breading unit and optional infeed extension

BENEFIT OF THE BREADING UNIT

Automatic breading (liquid and dry)

PROPERTIES

- Mounted on 4 stainless steel legs with castors
- Can be completely dismantled for easy cleaning
- Very robust and durable
- Made of stainless steel and non-toxic plastic (suitable for meat processing)
- Easy maintenance

EQUIPMENT

- Automatic breadcrumb feeder
- Inverter for unloading the breadcrumbs
- Blower for excess liquid
- Upper container for binding agent 15 litres
- Vibrator for binding agent
- Upper container for breadcrumbs 30 kg


TECHNISCHE DATA

- Usable width: 240 mm
- Adjustable speed of 9-15 metres per minute
- Production: 3,000 to 4,000 pieces/hour
- Motor power: 370 watts
- Electric operation (single-phase 220 volt)
- Flat outlet at a height of 960 mm
- Net weight: 150 kg, gross weight: 200 kg
- Dimensions of the assembled appliance: 1,990 x 680 x 1,640 mm
- Packaging dimensions: 2.10 x 0.70 x 0.80 m



OPTIONS

Optional attachment of a turbine for blowing off the excess breadcrumbs on the top.



Breading unit BB 240, article number: 91540



WP Lebensmitteltechnik RIEHLE GmbH
Dr.-Rudolf-Schieber-Str. 15
D-73463 Westhausen (Germany)
phone +49 7363 95390-0
info@riehle.de | www.wp-riehle.de

